

MESSY CHURCH @HOME



My Gift?


Difficulty rating: Help needed!

Mess rating: None

You will need: A square of paper and the instructions (and some patience!)

How to.....We've been thinking about gifts today. The gift of the baby Jesus, the gifts the wise men brought and the gift of God's Son who came as Rescuer. The Wise Men followed a star to find the new King but how can we seek Jesus? And what gifts can we offer?

In the Christmas Carol "In the Bleak Mid Winter" there is a verse that asks "what can I give Him?" The answer is....."Give him my heart" Follow the photos to fold your own little gift box and place within it a little decorated heart to remind yourself of the gifts in today's story but also to help you think about how you can seek Jesus and give him your heart ❤️



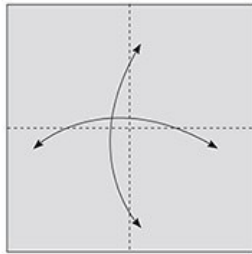
MESSY CHURCH @HOME



HOW TO FOLD

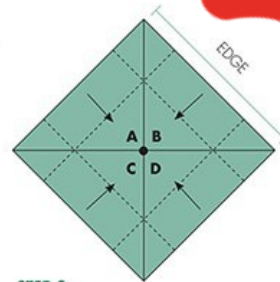
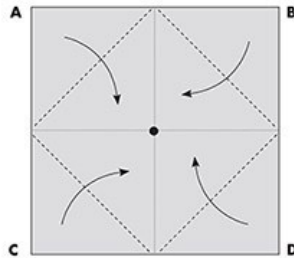
STEP 1

Start with printed side down. Mountain fold in half vertically and horizontally, unfolding each time. Remember that a mountain fold means the crease points up toward you.



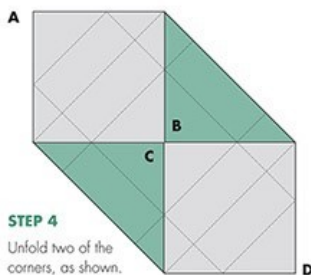
STEP 2

Fold the four corners in toward the centre point.



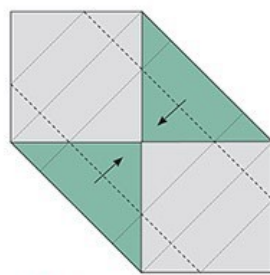
STEP 3

Now fold each edge to the centre point, one at a time, unfolding each before folding the next.



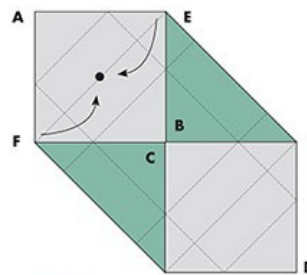
STEP 4

Unfold two of the corners, as shown.



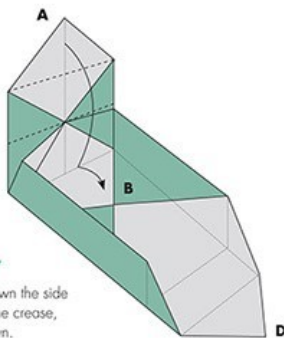
STEP 5

Re-create the valley folds, as shown, and unfold.



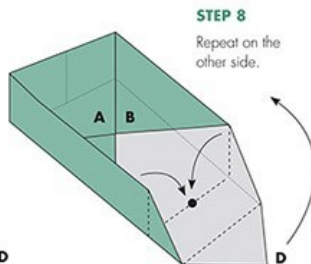
STEP 6

Fold in E and F to the point shown, raising the side up at the same time. Make sure the side folds along the crease, as shown.



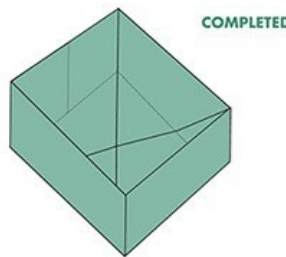
STEP 7

Fold down the side along the crease, as shown.



STEP 8

Repeat on the other side.



COMPLETED

ACTIVITY 1: GIFT BOX

15

You can also make this Baptism Spinner! Cut out from the template, decorate and then fold in two with a straw or lolly stick between.

